


# SC Remote Features Added and Improved

---

[Released April, 2024]

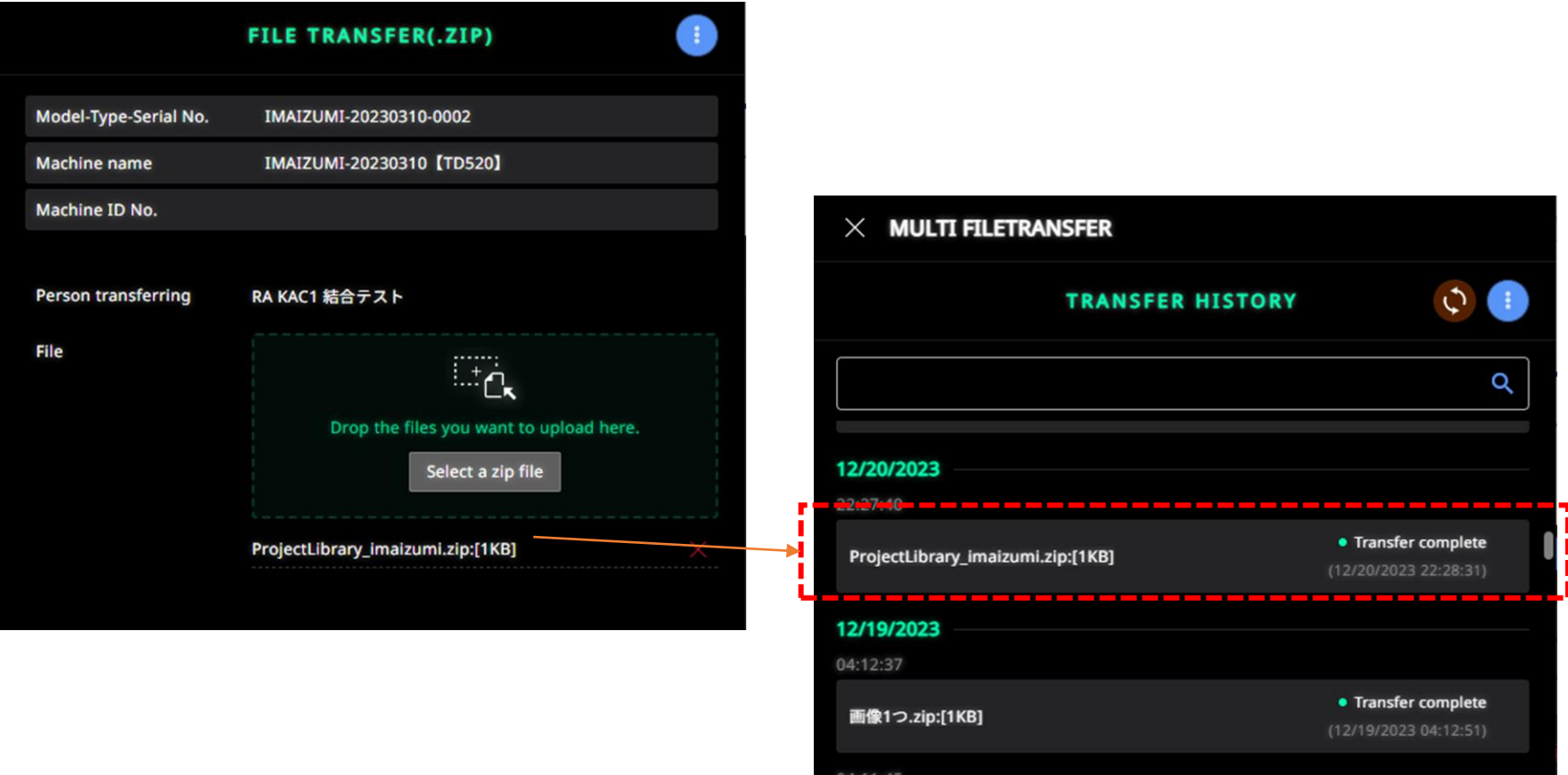
Version 2.19.0



# Display MULTI FILETRANSFER HISTORY including the transfer history of zip files

We have implemented the display of ZIP file transfer histories to EarthWorks terminals on both the list and detail screens of the MULTI FILETRANSFER HISTORY.

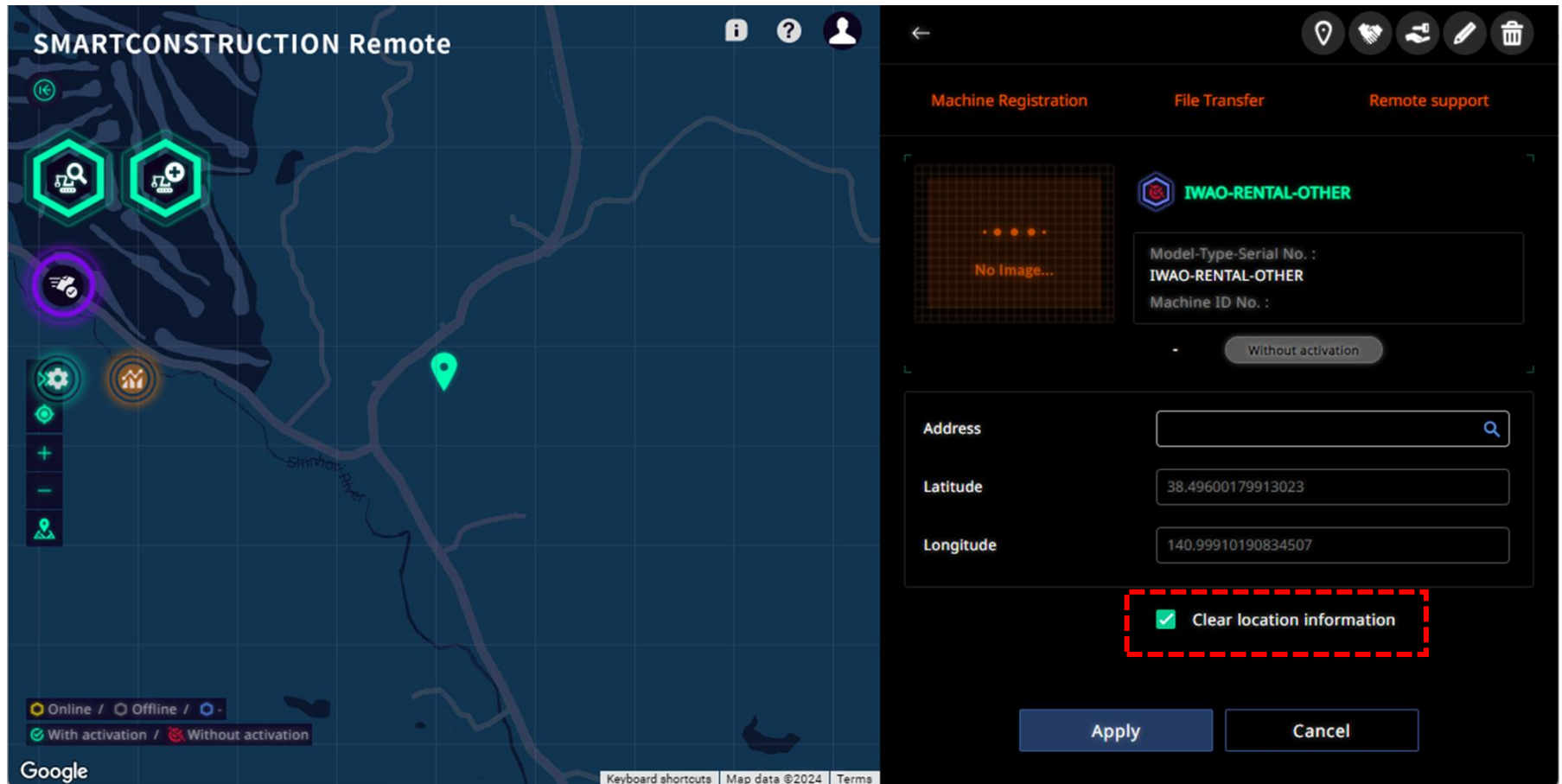
Just like with the conventional transfer histories, it is also possible to cancel transfers.



# Resetting manually registered machine location information

We have added a checkbox for clearing location information on the location editing screen for non-Komatsu machine.

When you check this box and apply, you can delete the location information of the machine.





Now supports Italian language display.

The screenshot displays the SMARTCONSTRUCTION Remote application interface. On the left, a map of Europe shows various countries with colored circular indicators representing machine locations. A large green circle with the number '12' is centered over Germany, and a smaller yellow circle with the number '2' is located in the southern part of Germany. Other countries labeled include Polonia, Paesi Bassi, Belgio, Lussemburgo, Cechia, Slovacchia, Austria, Svizzera, Ungheria, Slovenia, Croazia, and Bosnia ed Erzegovina. The top of the map interface includes the title 'SMARTCONSTRUCTION Remote' and icons for information, help, and user profile. A sidebar on the left contains navigation icons for search, add, settings, and location. At the bottom of the map, there are status indicators for 'Online / Offline' and 'Con attivazione / Senza attivazione', along with a Google logo and map data copyright information.

On the right, a detailed view of a machine is shown in Italian. The machine is identified as 'FC5000 TEST'. The details include:
 

- Modello-Tipo-N. di serie : FC5000-1-1234
- N. ID macchina :
- Stato di funzionamento della macchina : Senza attivazione
- Ultima volta online
- Data di acquisto : 30/08/2020
- Proprietario : Komatsu Europe
- Distributore : Nessun distributore assegnato
- Osservazioni

 A 'File' section at the bottom of the details panel contains a dashed box with the text 'Rilasciare qui i file da caricare.' and a 'Seleziona un file' button. The overall interface is dark-themed with red and green accents.

# Display of User Usage Details by machine

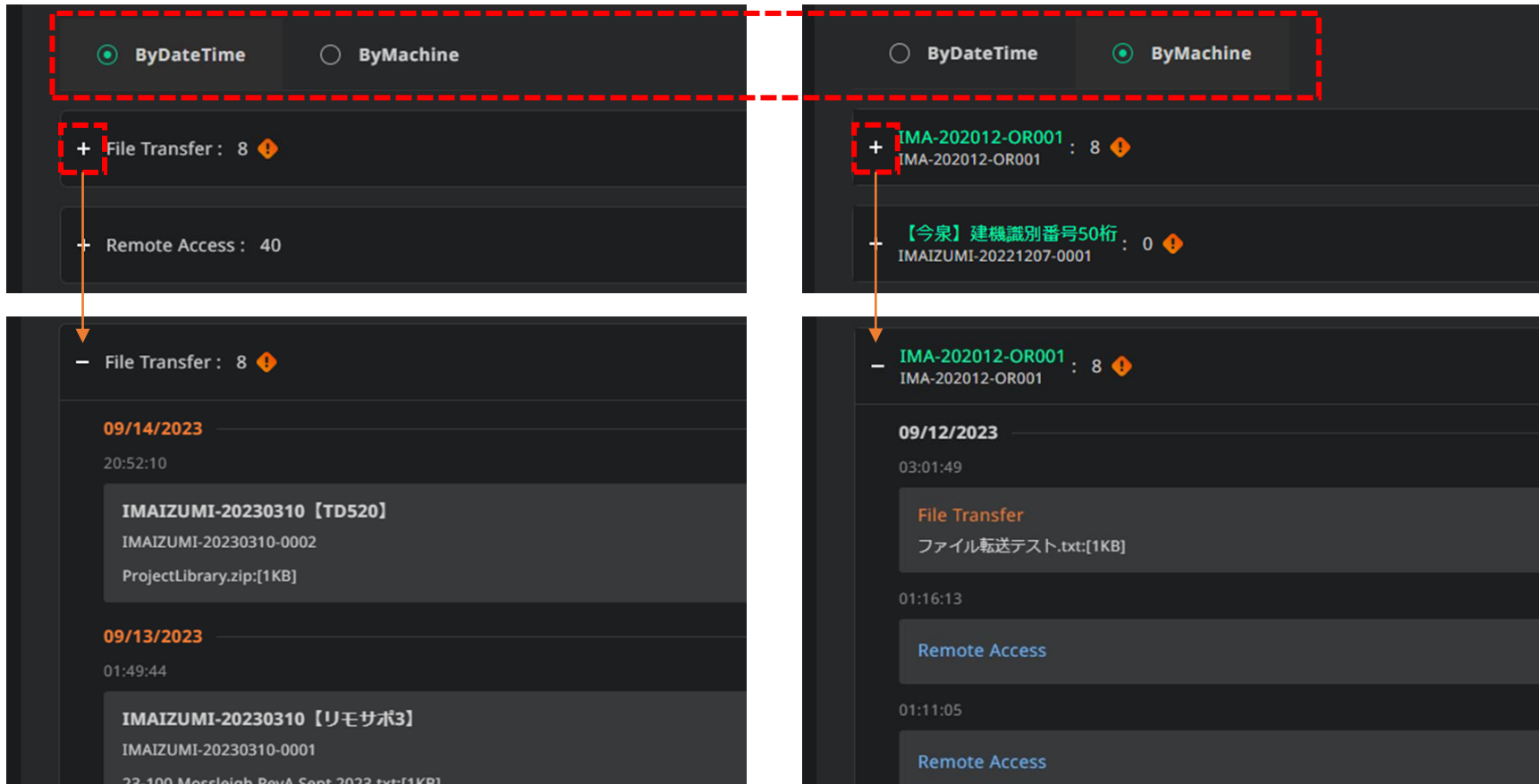
We have implemented the ability to switch the display of detailed user usage on the user usage screen according to either date and time or by machine.

- By DateTime

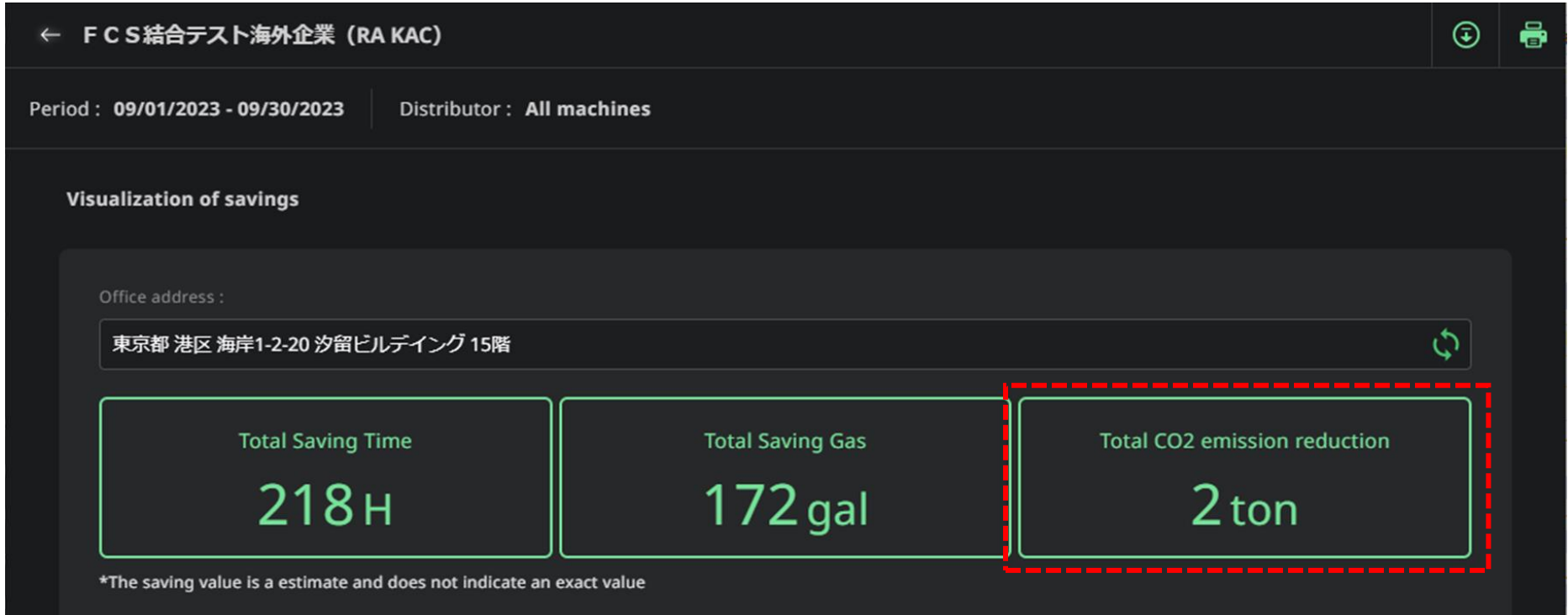
Display file transfers and remote access in descending order of date and time.

- By Machine

Display file transfers and remote access for each machine in descending order of date and time.



We have added a display of the “Total CO2 emission reduction” to the user usage screen. This reduction is calculated based on the total saved fuel and coefficients for each region.



The screenshot shows a user usage screen for 'FCS 結合テスト海外企業 (RA KAC)'. The period is '09/01/2023 - 09/30/2023' and the distributor is 'All machines'. Under 'Visualization of savings', the office address is '東京都 港区 海岸1-2-20 汐留ビルディング 15階'. Three metrics are displayed: 'Total Saving Time' (218H), 'Total Saving Gas' (172 gal), and 'Total CO2 emission reduction' (2 ton). The 'Total CO2 emission reduction' box is highlighted with a red dashed border.

Metric	Value
Total Saving Time	218H
Total Saving Gas	172 gal
Total CO2 emission reduction	2 ton

\*The saving value is a estimate and does not indicate an exact value